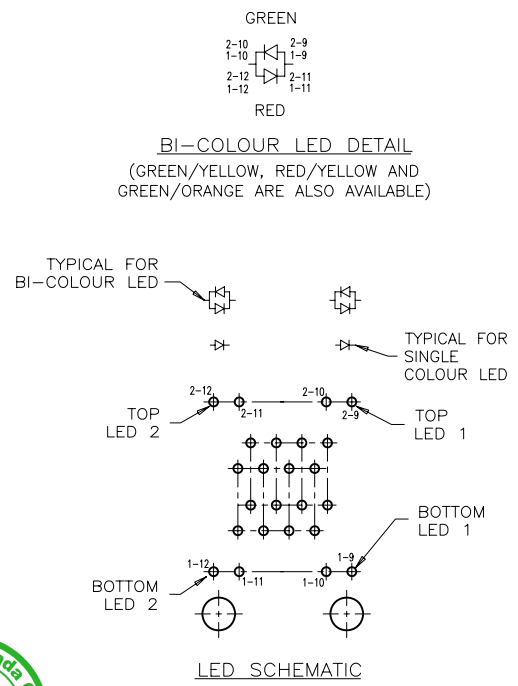
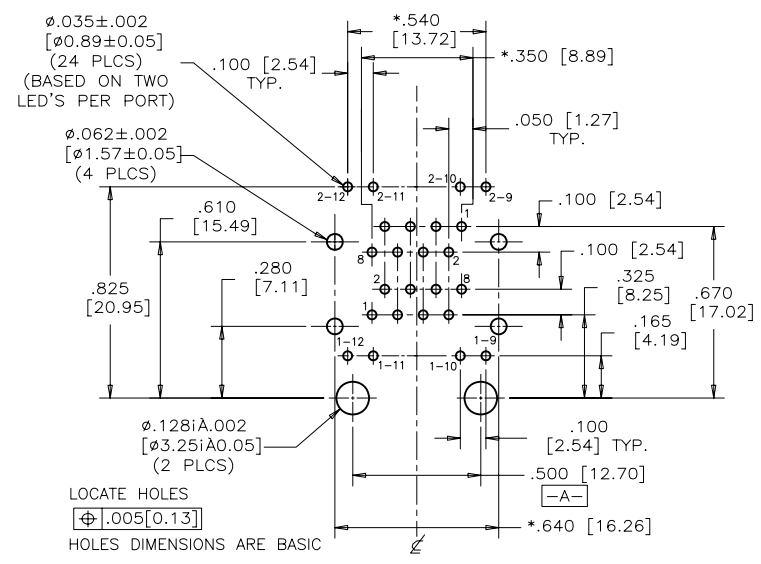
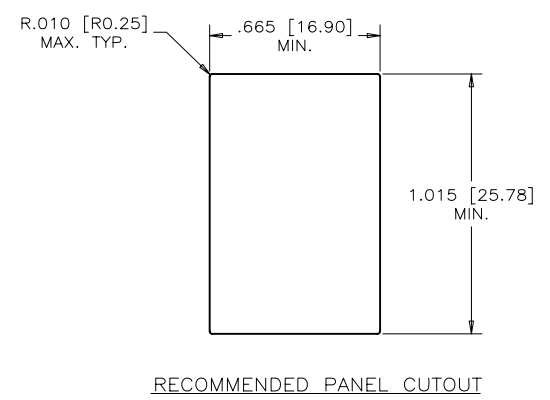
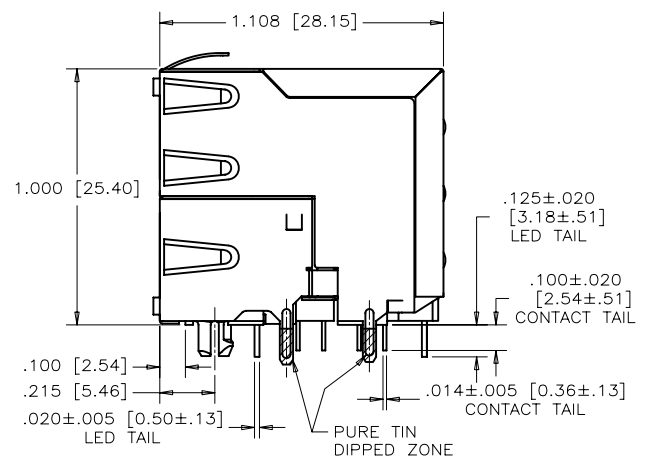
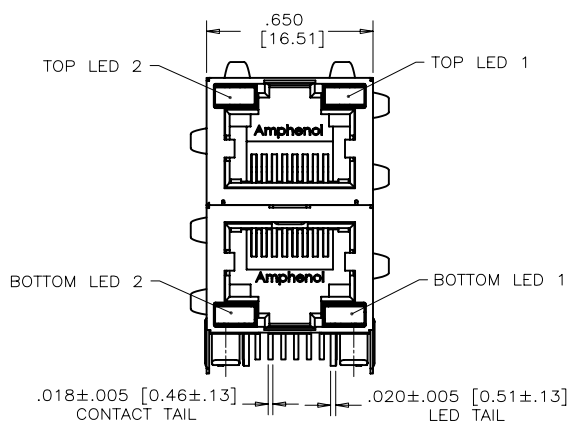


REVISIONS				
SYM	ZONE	ECN, ERN NO.	DATE	APPRD.
D		PROPOSAL	JAN 31/08	L.CHAN



MATERIALS:
CONTACTS: PHOSPHOR BRONZE, SELECTIVELY PLATED WITH 50 MICROINCHES MIN. GOLD ON MATING AREAS. 50 MICROINCHES MIN. NICKEL OVERALL. 100 MICROINCHES MIN. MATTE TIN OR GOLD FLASH ON TAILS.
HOUSING: HIGH TEMPERATURE THERMOPLASTIC FLAMMABILITY RATING UL 94V-0, BLACK
SHIELD: COPPER ALLOY.
PLATING: NICKEL WITH PURE-TIN DIPPED PCB TAILS.
RECOMMENDED SOLDERING TEMPERATURE: WAVE SOLDERING AT 260°C MAXIMUM FOR 5 SEC MAXIMUM

AMPHENOL PART NO.: RJSAE-538X-02X
 REFER TO LED OPTIONS DRAWING FOR ORDERING CODES

RECOMMENDED P.C.B. LAYOUT
 (COMPONENT SIDE OF BOARD)

DIMENSIONS MARKED WITH * ARE SYMMETRICAL ABOUT CENTER LINE AS DEFINED BY DATUM -A-

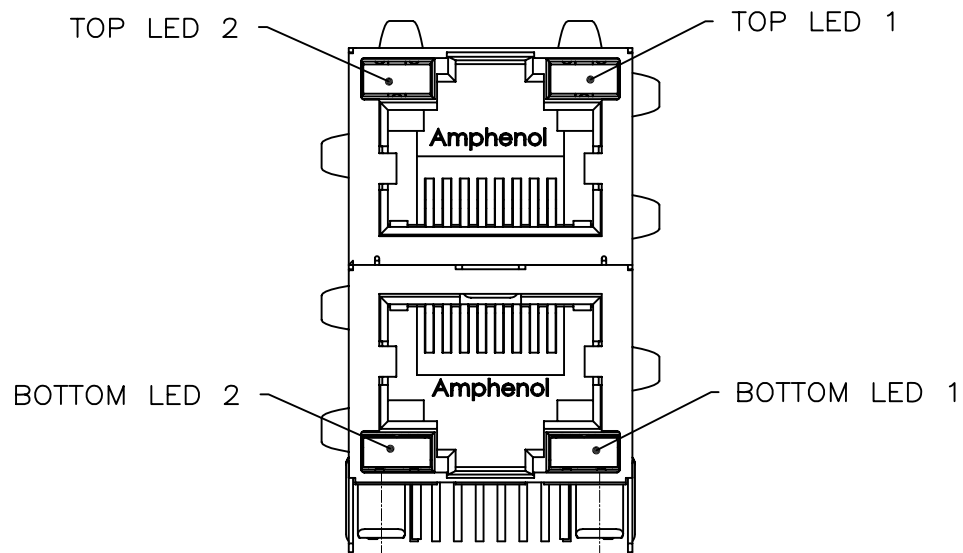


THIS DOCUMENT CONTAINS PROPRIETARY INFORMATION AND SUCH INFORMATION MAY NOT BE DISCLOSED TO OTHERS FOR ANY PURPOSE OR USED FOR MANUFACTURING PURPOSES WITHOUT WRITTEN PERMISSION FROM AMPHENOL CANADA CORP.

DRAWN PAULW	DATE APR19/06
DESIGNED	
CHECKED CHIGOW	APR19/06
I. E. APPRD.	
Q. A. APPRD.	
DWG. APPRD.	
ENG. REL. NO.	
REF.	
DIMENSIONS ARE IN INCHES [mm]	CODE ID. NO. 03554

Amphenol Canada Corp.	
TITLE RJSAE SERIES 2x1 STACKABLE MODULAR JACK, 8 CONTACTS & 2 LED PER PORT, SHIELDED WITH SIDE GROUND TABS (2 PIECE CONSTRUCTION) - RoHS COMPLIANT	
DWG	DRAWING NO. P-RJSAE-538X-02X
REV.	D
SCALE	WT. _____ SURF. _____ SHEET 1 OF 1

REVISIONS				
SYM	ZONE	ECN, ERN NO.	DATE	APPRD.
B		PROPOSAL	05/07/22	L.CHAN

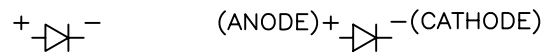


TYPICAL FOR TWO & MULTI-PORT

LED SPECIFICATIONS:
 FORWARD VOLTAGE: 2.1 VOLTS TYP.
 REVERSE VOLTAGE: 5.0 VOLTS MIN.
 LUMINOUS INTENSITY: 0.5 mCd MIN.
 (AT If=2mA)
 STORAGE TEMPERATURE: -20° TO 85° C
 LEAD SOLDERING TEMPERATURE: 260° C
 (5 SEC, 1/16" FROM CASE)
 PLATING ON TAILS: TIN OR TIN/COPPER ALLOY OVER SILVER

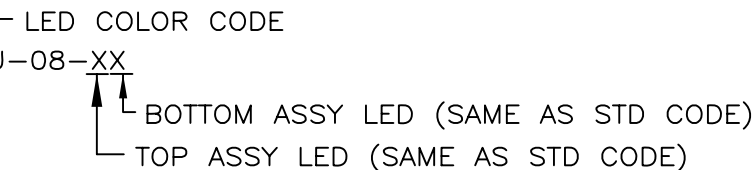
EXAMPLE:

PART NUMBER RJSAE-528X



EXAMPLE:

PART NUMBER RJSAE-538U-08-XX

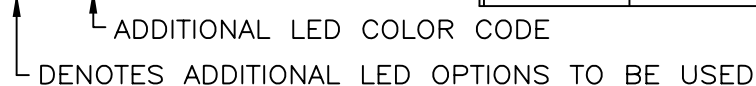


PRIMARY COLOR FOR BI-COLOR
 LEDS IN STANDARD ANODE/
 CATHODE CONFIGURATION IS:
 RED-GREEN= RED
 RED-YELLOW= RED
 GREEN-YELLOW= GREEN
 GREEN-ORANGE= GREEN

CODE	LED 2 (LEFT)	LED 1 (RIGHT)	CODE	LED 2 (LEFT)	LED 1 (RIGHT)	CODE	LED 2 (LEFT)	LED 1 (RIGHT)
0	BLOCKED	BLOCKED	9	GREEN	BLOCKED	J	BiC RD/GR	YELLOW
1	YELLOW	GREEN	A	BiC GR/YE	BiC GR/YE	K	YELLOW	BiC GR/OR
2	BLOCKED	GREEN	B	BiC RD/GR	BiC RD/GR	L	BiC GR/YE	RED
3	YELLOW	BLOCKED	C	BiC RD/GR	BiC GR/YE	M	RED	YELLOW
4	GREEN	YELLOW	D	GREEN	BiC GR/YE	N	BiC GR/RD	BiC GR/YE
5	GREEN	GREEN	E	YELLOW	BiC GR/YE	P	GREEN	BiC RD/GR
6	YELLOW	YELLOW	F	BiC GR/YE	YELLOW	R	BiC GR/OR	GREEN
7	RED	GREEN	G	BiC GR/OR	BiC GR/OR	T	RED	RED
8	GREEN	RED	H	BiC GR/YE	GREEN	V	BiC RD/GR	GREEN
						W	ADDITIONAL OPTIONS	
						U	SPECIAL CODE FOR TOP & BOTTOM LEDS CONFIGURATION	

EXAMPLE OF ADDITIONAL LED OPTIONS:

PART NUMBER RJSAE-528W-A2X



LEGEND

BiC=BI-COLOR LED
 LOWC=LOW CURRENT LED
 YE=YELLOW
 GR=GREEN
 RD=RED
 OR=ORANGE

NOTE:

THE TWO DIGITS PRECEDING THE ADDITIONAL LED CODE MUST BE USED IN THE PART NUMBER, WHEN ORDERING ANY OF THE ADDITIONAL LED OPTIONS.

CODE	LED 2 (LEFT)	LED 1 (RIGHT)	CODE	LED 2 (LEFT)	LED 1 (RIGHT)	CODE	LED 2 (LEFT)	LED 1 (RIGHT)
0	DO NOT USE		5	BLOCKED	YELLOW	A	LOWC YE	LOWC YE
1	RED	BLOCKED	6	RED	BiC RD/GR	B	LOWC YE	LOWC GR
2	BiC GR/OR	YELLOW	7			C	LOWC GR	LOWC YE
3	YELLOW	RED	8	BiC RD/GR	BLOCKED	D	LOWC GR	LOWC GR
4	BLOCKED	RED	9	BiC GR/YE	BLOCKED	M	LOWC RD	LOWC YE
						N	GEEEN	BiC GR/OR

DRAWN PAUL WANG	DATE 05/07/22	Amphenol Canada Corp.			
DESIGNED					
CHECKED TERRY	DATE 05/07/22	TITLE LED OPTIONS FOR RJSAE, MULTI-PORT CONNECTORS - RoHS COMPLIANT			
I. E. APPRD.					
Q. A. APPRD.		DWG DRAWING NO. P-RJSAE-LEDS			
DWG. APPRD.					
ENG. REL. NO.		REV. B			
REF.					
DIMENSIONS ARE IN INCHES [mm]	CODE ID. NO. 03554	SCALE	WT. -----	SURF. -----	SHEET 1 OF 1

THIS DOCUMENT CONTAINS PROPRIETARY INFORMATION AND SUCH INFORMATION MAY NOT BE DISCLOSED TO OTHERS FOR ANY PURPOSE OR USED FOR MANUFACTURING PURPOSES WITHOUT WRITTEN PERMISSION FROM AMPHENOL CANADA CORP.